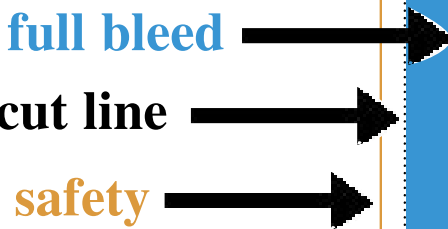
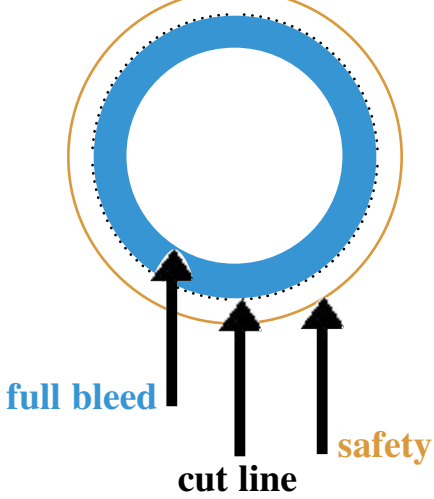


4"x11.5" Door Hanger 2 sided

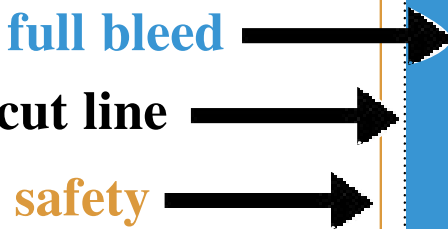
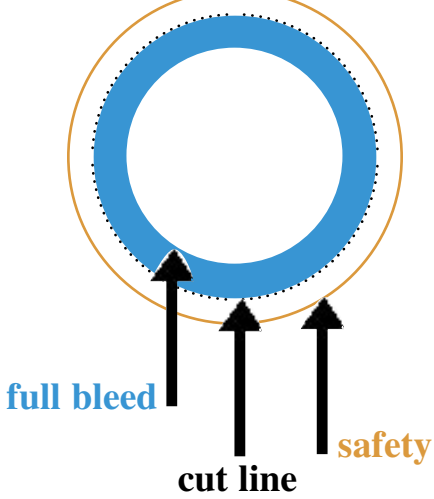


To print to the paper's edge after final cutting you must extend your image area to the **BLUE** boundary box for full bleed. Any image or text inside the **BLUE** shaded area will be cut off.

Text should not extend the **ORANGE** safety box on all sides.

You MUST remove the instruction layer or it will be printed.

4"x11.5" Door Hanger 2 sided



To print to the paper's edge after final cutting you must extend your image area to the **BLUE** boundary box for full bleed. Any image or text inside the **BLUE** shaded area will be cut off.

Text should not extend the **ORANGE** safety box on all sides.

You MUST remove the instruction layer or it will be printed.